



# **Gambling Act 2005**

Local Area Profile

**2022-2025**

## **Equalities Statement**

Bolsover District Council is committed to equalities as an employer and when delivering the services it provides to all sections of the community.

The Council believes that no person should be treated unfairly and is committed to eliminating all forms of discrimination, advancing equality and fostering good relations between all groups in society.

### **Access for All statement**

You can request this document or information in another format such as large print or **language** or contact us by:

- **Phone:** [01246 242424](tel:01246242424)
- **Email:** [enquiries@bolsover.gov.uk](mailto:enquiries@bolsover.gov.uk)
- **BSL Video Call:** A three-way video call with us and a BSL interpreter. It is free to call Bolsover District Council with Sign Solutions, you just need WiFi or mobile data to make the video call, or call into one of our Contact Centres.
- Call with [Relay UK](#) - a free phone service provided by BT for anyone who has difficulty hearing or speaking. It's a way to have a real-time conversation with us by text.
- **Visiting** one of our [offices](#) at Clowne, Bolsover, Shirebrook and South Normanton

## Local Area Profile

This document is the Bolsover District Council Local Area Profile, as described by the Gambling Commission Guidance to Local Authorities for Consideration by operators when creating their Local Risk Assessments.

This Local Area Profile is published by the Council concurrently with the Gambling Act Statement of Licensing Principles and published on our website – [Gambling licence - Bolsover District Council](#)

The Gambling Commission's [Licence conditions and codes of practice](#) (LCCP) formalise the need for operators to consider local risks posed by the provision of gambling facilities at each of their premises, and have policies, procedures and control measures to mitigate those risks. In undertaking their risk assessments, they must take into account relevant matters identified in the licensing authority's policy statement.

Whilst there is no mandatory requirement to have a Local Area Profile, there are a number of significant benefits to both the Licensing Authority and operators, in having a better awareness of the local area and risks:

- it enables licensing authorities to better serve their local community, by better reflecting the community and the risks within it;
- greater clarity for operators as to the relevant factors in licensing authority decision making, will lead to improved premises licence applications, with the operator already incorporating controls and measures to mitigate risk in their application;
- it enables licensing authorities to make robust but fair decisions, based on a clear, published set of factors and risks, which are therefore less susceptible to challenge, and;
- it encourages a proactive approach to risk that is likely to result in reduced compliance and enforcement action.

The Council's policy statement sets out its approach to regulation with clear reference to local risks. The Local Area Profile runs alongside the Licensing Statement, this is to ensure that this profile can be reviewed and updated regularly without the need for full consultation.

## Risk Assessment considerations

This local area profile has been prepared based on local knowledge and taking into account a wide range of factors, data and information held by the Licensing Authority and its partners. It is anticipated that the local area profile will give operators and a better awareness of the local area and the risks, which includes both potential and actual risks. This will be available on the Council's Website.

In assessing Local Area Profiles the licensing authority can also take into account:

- (a) Local crime statistics;
- (b) Any problems in the area relating to gambling establishments such as anti-social behaviour;

- (c) The location of any nearby sensitive premises such as facilities used by vulnerable persons e.g. drug and alcohol addictions, and;
- (d) Whether there is any indication of problems with young persons attempting to access adult gambling facilities in that type of gambling premises in the area.

Bolsover District Council hopes that the local area profiles will help to inform specific risks that operators will need to address in their risk assessment which will form a part of any new licence application, or an application to vary a licence.

In preparing local risk assessments, operators will need to consider risks in relation to how the premises will be or is run. Identification of risks associated with these elements will be dependent on the type of premises and the local area. Elements to be considered include:

- How the gambling operation will relate to how the operator conducts its business
- What gambling products it provides in the premises
- The facilities to enable gambling within the premises
- The staffing levels within the premises
- The level and requirement for staff training
- Whether loyalty or account cards are used or not
- The policies and procedures it has in place in relation to regulatory requirements of the Act or to comply with the LCCP
- The security and crime prevention arrangements it has in place
- How it advertises locally and on the premises
- The marketing material within the premises
- The display and provision of information, etc.

Operators are also required to review their local risk assessment if significant changes in local circumstances occur. The following lists sets out some examples of what the Licensing Authority considers to be significant changes in local circumstances:

- Any substantial building development or conversion of existing premises in the local area which may increase the number of vulnerable persons in the area.
- Educational facilities increase in the local area. This may occur as a result of the construction of a new school/college or where a significant change is made to an existing establishment.
- Any vulnerable group is identified by the Licensing Authority or venues relating to those vulnerable groups are opened in proximity to gambling premises (e.g. additional homeless hostels or gambling or mental health care/support facilities are opened in the local area).

The design and layout of the premises is a key consideration as this could have a significant impact on the risk to the licensing objectives. The design of the premises is an important factor when considering local risks. Premises which are located within an area which has a high number of children and young people present throughout the day may identify that the standard external design is not appropriate.

Control measures to mitigate the risk of attracting children to gambling or gaining access to restricted premises will need to be considered.

Risks to be considered may include:

- Whether the premises allows a direct line of sight of gaming machines from the cashier counter.
- Whether the premises sufficiently covered by CCTV to enable the identification of offenders.
- Whether the premises windows are screened or covered to obscure the interior of the premises.
- What age verification policies are in place.
- Provision of magnetic door locks.

Operators must ensure that they consider the local area profile, as well as local crime statistics which can be found on the [Derbyshire Constabulary website](#).

Risk assessments would be expected to include relevant control measures to counteract issues identified by the operator. Where there is a particular area of concern they should contact the most appropriate Responsible Authority before submitting an application for a new licence or variation.

### **Bolsover District Council**

Bolsover District Council is a local government district in the north eastern corner of Derbyshire, in the heart of England. It borders the districts of Chesterfield, North East Derbyshire, and Amber Valley in Derbyshire, Mansfield and Bassetlaw in Nottinghamshire and Sheffield, South Yorkshire.

Bolsover District has a population of approximately 81,000 and comprises of four main market towns.

The main town is Bolsover which is dominated by the impressive Castle set high on the hilltop. This quaint market town has a number of independent shops which provide a range of services for visitors and local people and is surrounded by countryside with a number of walks and trails.

Shirebrook, Clowne, South Normanton and Pinxton are all fast growing towns that contain a unique blend of local and national businesses. These provide a range of opportunities for residents and businesses including community farms, East Midlands Designer Outlet and business parks all located near the M1 network.

Often referred to as the 'jewel in the crown', Bolsover District has a nucleus of parishes that contain villages and hamlets with considerable character and history, many parts of which are designated as conservation areas.

The wealth of historical attractions dotted across the area is second to none with Bolsover Castle, Hardwick Hall, Creswell Crags and Stainsby Mill, all of which are surrounded by beautiful countryside, country parks, walks and trails.

Once dominated by the coal industry, the landscape and nature of the Bolsover District has changed with mother-nature reclaiming back the pit tips and replacing it with country parks and nature reserves; and brownfield sites being turned into business parks with new technology firms offering a range of job opportunities for local people.

Bolsover District is a growth area with a rich heritage and a prominent central location in the country. We have an excellent track record of delivering high quality physical, residential and commercial development which is reinvigorating the landscape whilst respecting its industrial legacy.

At the time of this Local Area Profile being published Bolsover District Council has 10 licensed gambling premises, which consists of Betting Shops, Adult gaming centres and a bingo establishment. An overview map showing the locations across this district and proximity to schools is below. There are then 6 maps for the main centre locations showing the premises and their specific proximity to education establishments,

<b>TOWN/AREA</b>	<b>NO LICENCES/PERMITS</b>	<b>TYPE</b>
Bolsover	1	Betting Shop
Clowne	1	Betting Shop
Creswell	1	Bingo
Shirebrook	2	Betting Shop
South Normanton	1	Betting Shop
Tibshelf	4	Adult Gaming Centres
<b>TOTAL NUMBER OF PREMISES</b>	<b>10</b>	

For further information about the Local Area profile please contact the Council's Licensing Team.

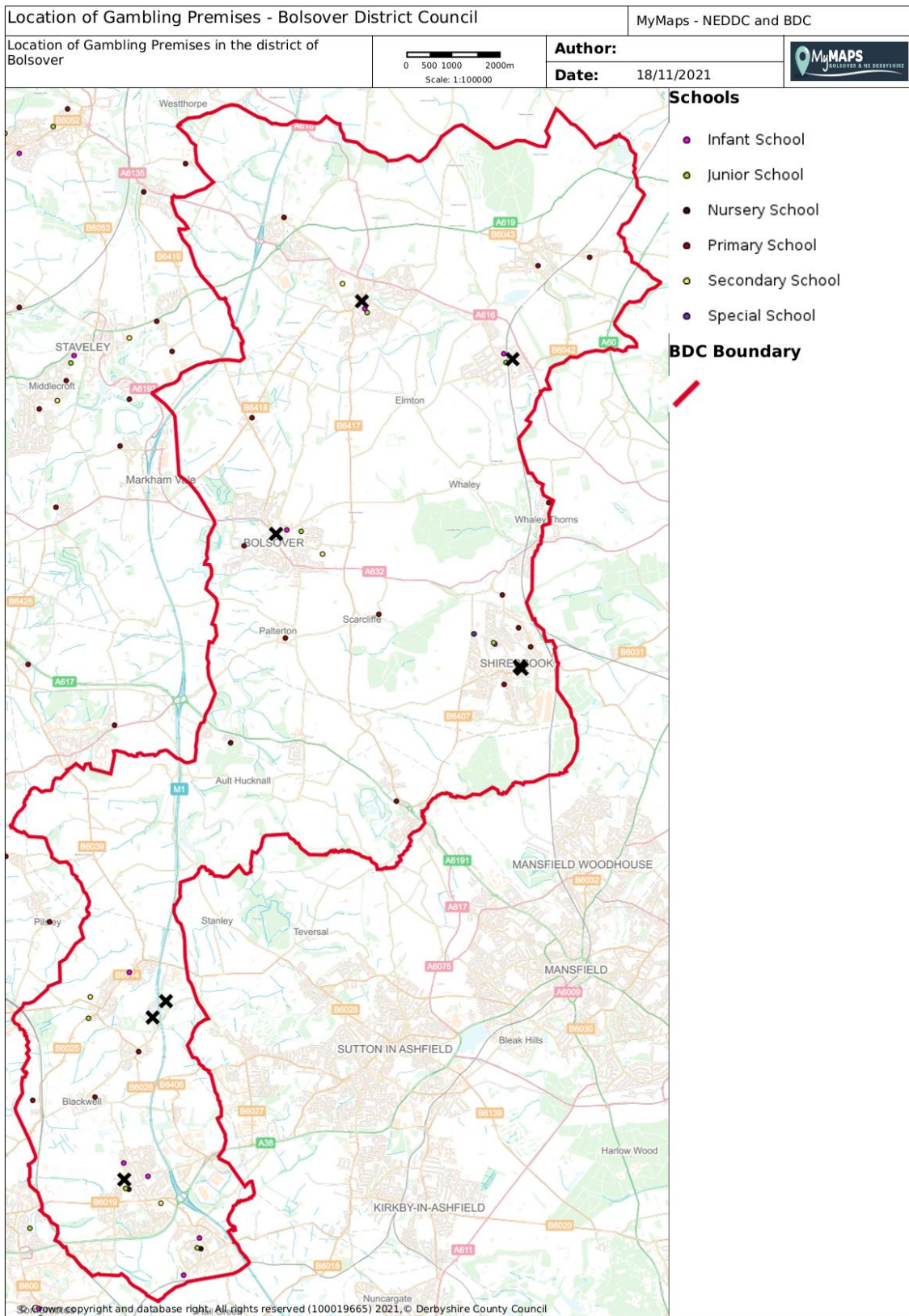
Email: [licensing@bolsover.gov.uk](mailto:licensing@bolsover.gov.uk)

Telephone: 01246 217884/ 01246 217885

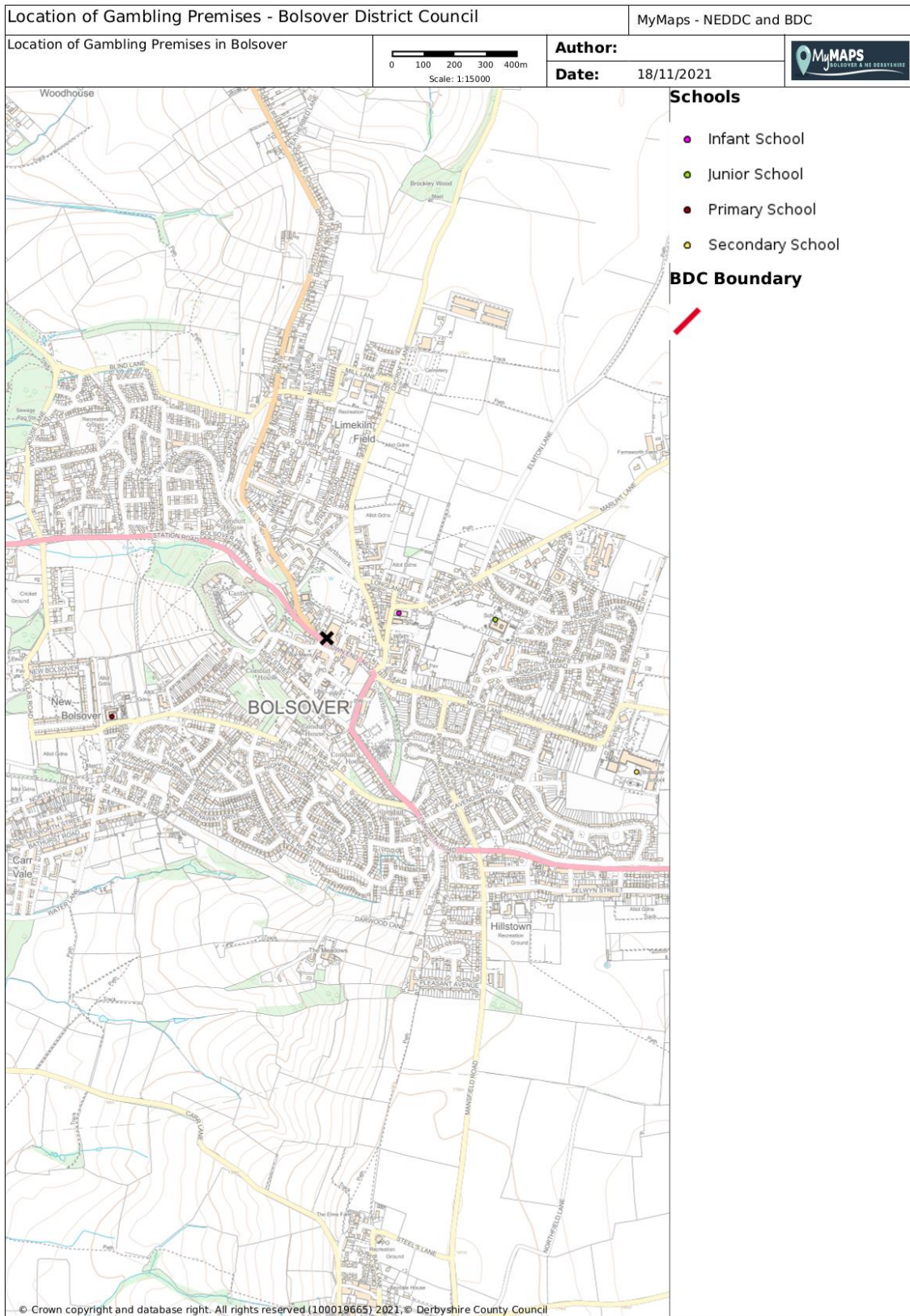
Address: Licensing Team

Joint Environmental Health Service  
 North East Derbyshire & Bolsover District Councils  
 District Council Offices,  
 2013 Mill Lane,  
 Wingerworth,  
 Chesterfield  
 S42 6NG

# BDC Overview

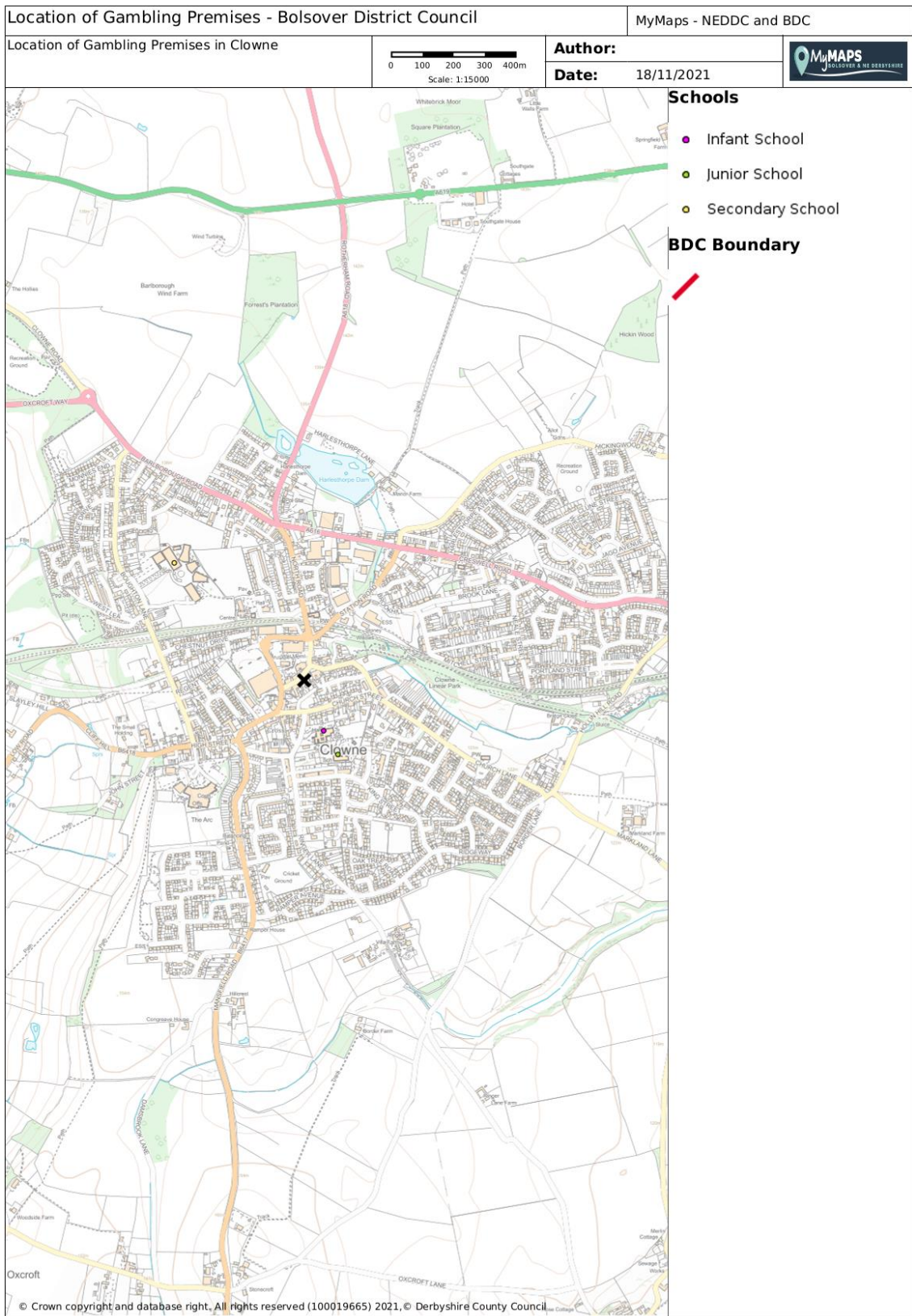


# Local area profile Map – Bolsover

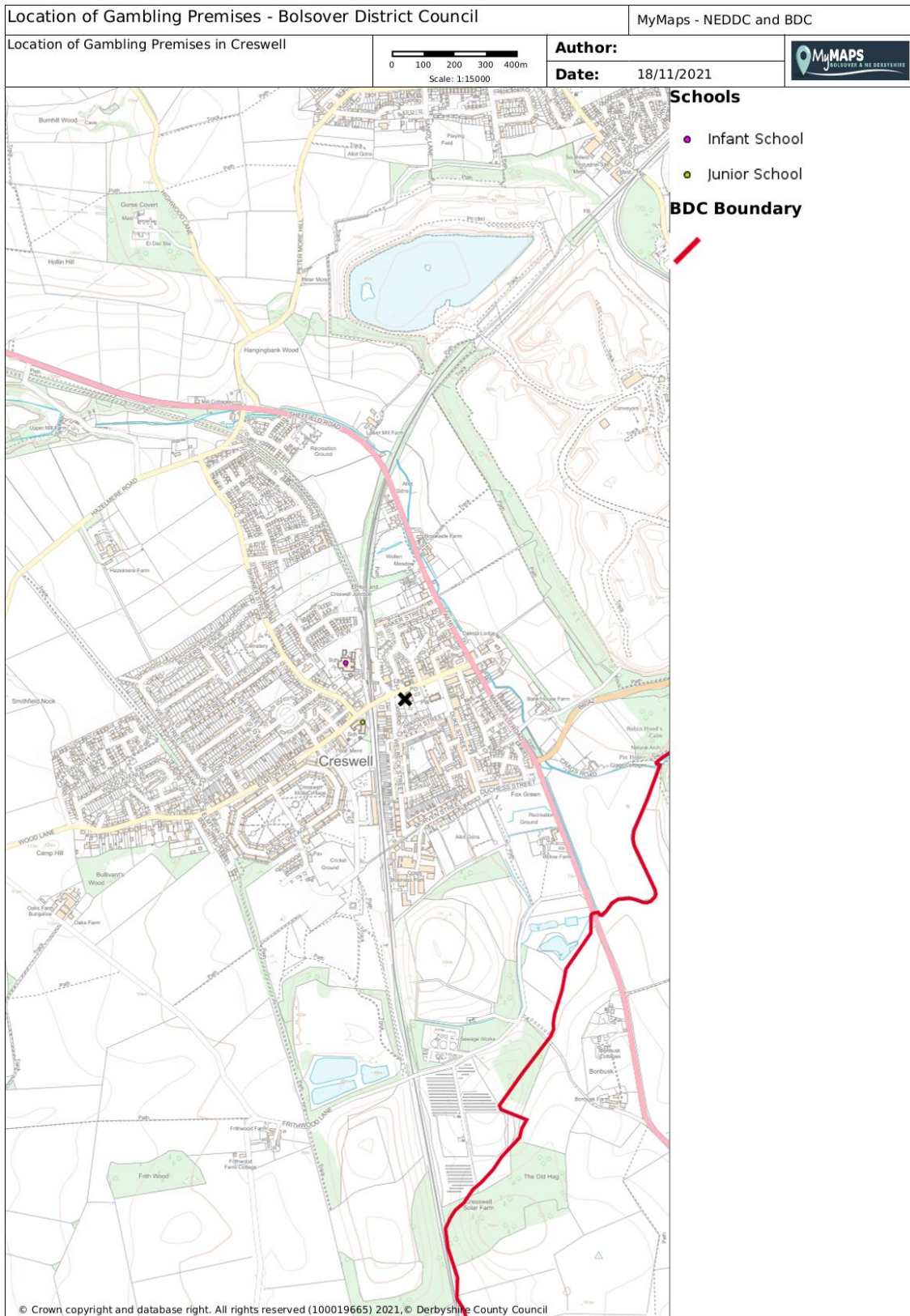




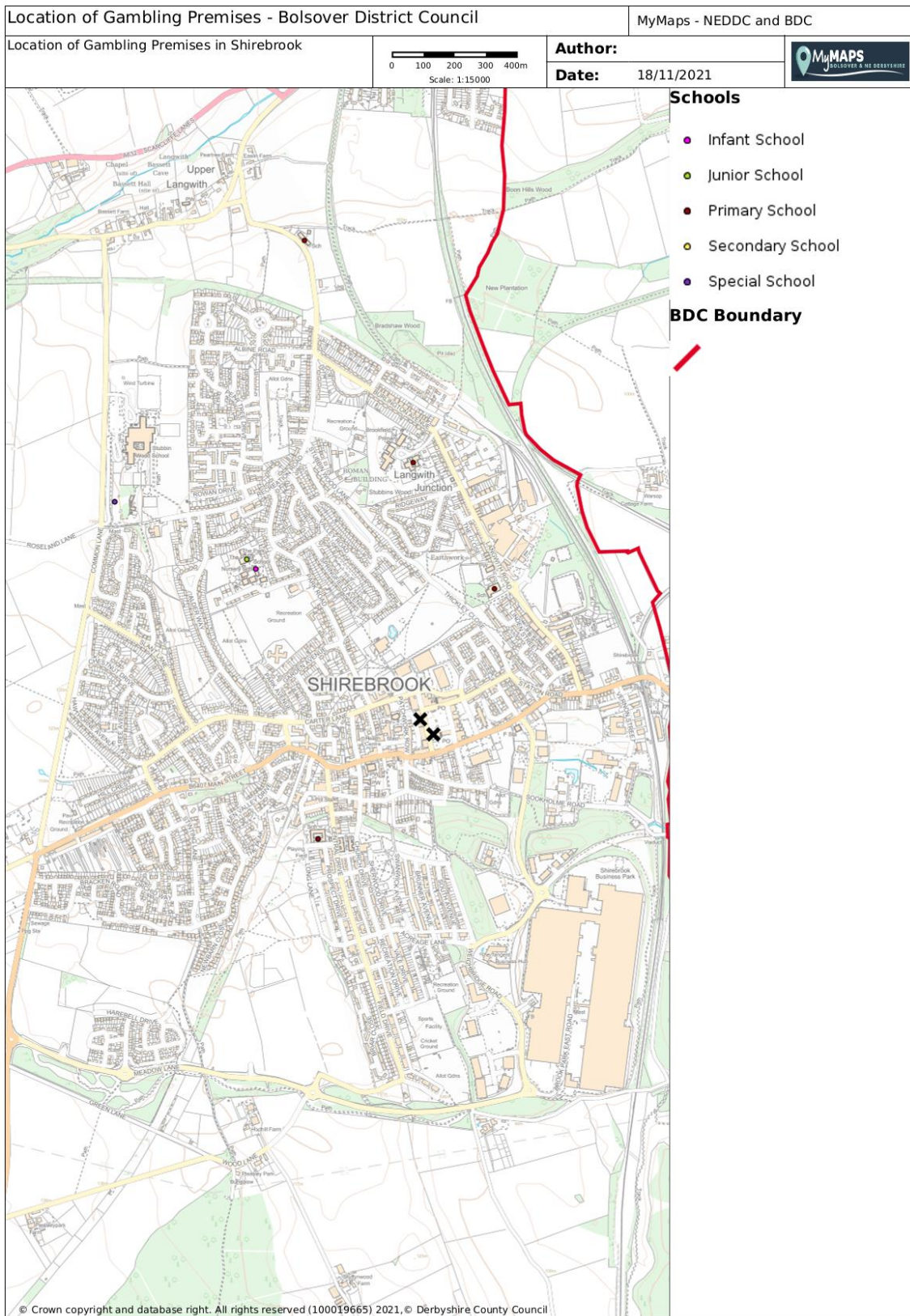
# Local Area Profile Map – Clowne



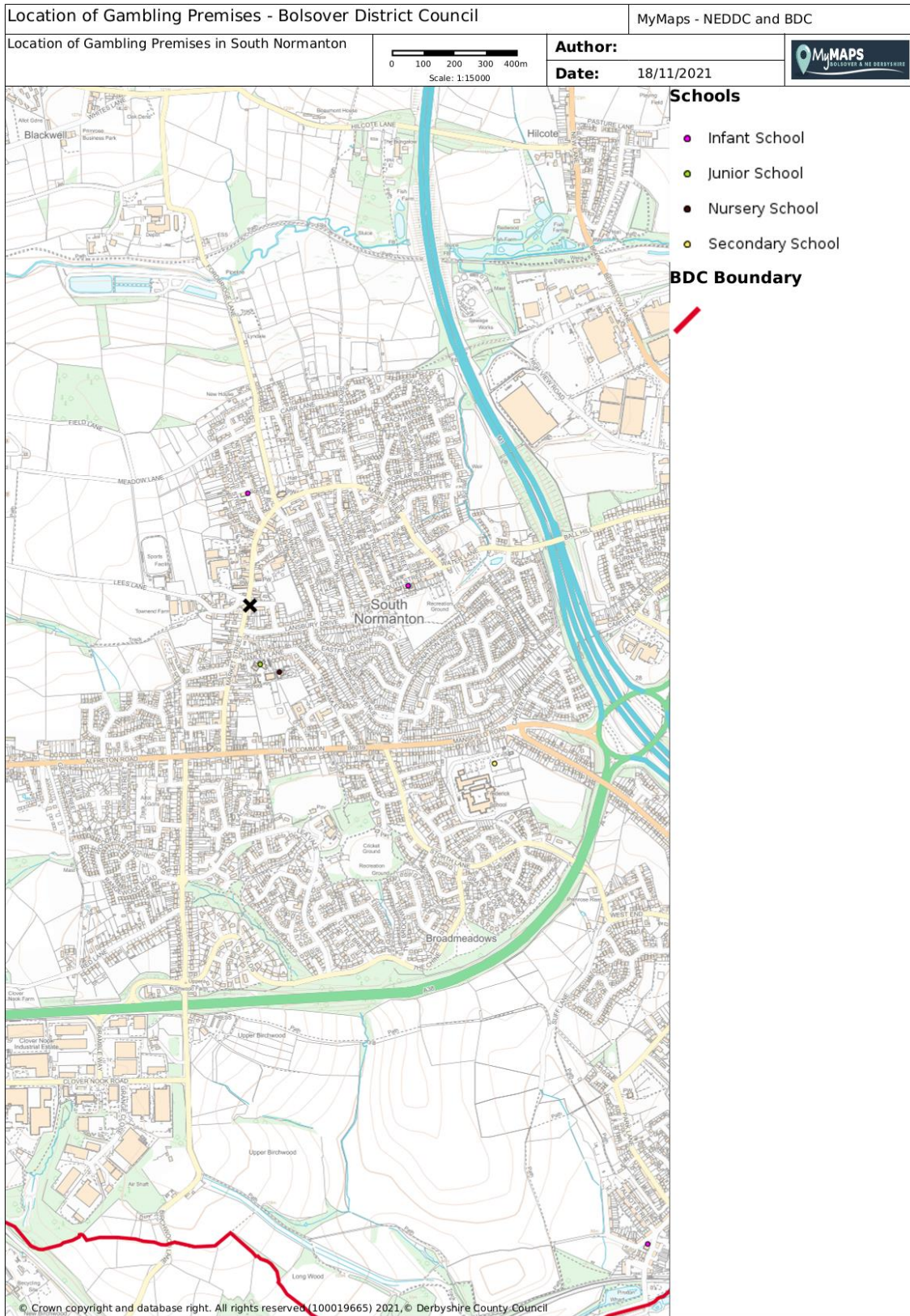
# Local Area Profile Map – Creswell



# Local Area Profile Map – Shirebrook



# Local Area Profile Map – South Normanton



# Local Area Profile Map – Tibshelf

